


Specials



Curved Element Bore Probe




Custom Water Squirter



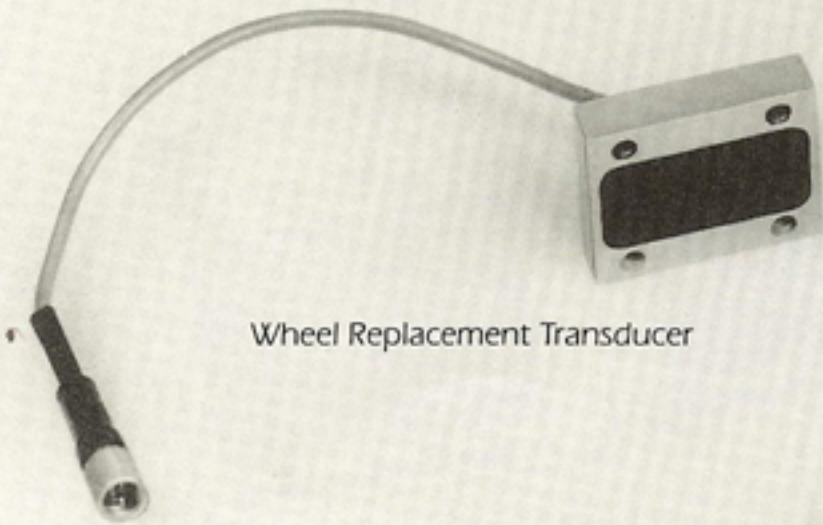
Dual Longitudinal & Dual Shear Wave Transducer



Transducer & Bubbler System



Immersion Paintbrush Transducer



Wheel Replacement Transducer



Custom, Restricted Access Transducer for Jet Engine Inspection



"Creeping Wave 30•70•70" Flaw Sizing Transducer